

Measurement data monitoring system

testo Saveris

Automated and uninterrupted measurement data recording

Flexible system set-up with wireless or Ethernet probes in many probe versions

Extensive alarm management

Automatic creation of measurement data reports

Integration of other further measurement parameters via standard interfaces



The measurement data monitoring system testo Saveris monitors temperature and humidity values without interruption in wide-ranging measurement sites. Wireless and Ethernet probes allow versatile applications:

- Monitoring and documentation in Production, Quality Assurance and R & D
- Monitoring of the storage climate of valuable inventory, medicaments and foods
- Monitoring of the food cold chain

The Base is the heart of testo Saveris and can store 40,000 measurement values. The large selection of wireless probes allows a practically unlimited versatility of application. The existing LAN structure can be used with the Ethernet probes. The Router improves wireless connection in unfavourable constructional situations. By connecting a Converter to an Ethernet socket, the signal from a wireless probe can be converted to an Ethernet signal.

testo Saveris system overview

testo Saveris wireless probes

Probe versions with internal as well as external temperature and humidity sensors allow the adaptation to any application. The wireless probes are available optionally with or without display. The current measurement data, the battery status and the quality of the wireless connection are shown.



testo Saveris wireless probes

testo Saveris Router

The use of a Router can improve or extend the wireless connection in difficult constructional circumstances. Several Routers in the testo Saveris system are of course possible. At the same time, the serial switching of up to 3 Routers V 2.0 provides the highest level of flexibility regarding wireless range.



testo Saveris Router

testo Saveris Converter

By connecting a testo Saveris Converter to an Ethernet socket, the signal from a wireless probe can be converted into an Ethernet signal. This combines the flexible installation of a wireless probe with the exploitation of the existing Ethernet even over long transmission distances.



testo Saveris Converter V 2.0



testo Saveris Analog Coupler (wireless)



testo Saveris Analog Coupler (Ethernet)

Ethernet



Humidity transmitter

testo Saveris Analog Coupler

The two versions of the Analog Coupler (wireless/Ethernet) allow the integration of further measurement parameters into the testo Saveris monitoring system, by including all transmitters with standardized current/voltage interfaces, e.g. 4 to 20 mA or 0 to 10 V.

Humidity and differential pressure

transmitters testo 6651/6681/6351/6381/6383


The integration of the humidity and differential pressure transmitters allows control parallel to the measurement data monitoring. This offers the solution for highest accuracy as well as for special applications (high humidity, trace humidity etc.) in compressed air, drying and air conditioning technology.

testo Saveris Base

The Base is the heart of testo Saveris, and can store 40,000 measurement values per measurement channel independently of a PC. This corresponds to a storage capacity of approximately a year at a measurement rate of 15 minutes. System data and alarms are visible via the testo Saveris Base display.

testo Saveris software

All temperature and humidity values are collated and documented without interruption here. Depending on requirements, the software is available in three versions: as a basic version SBE (Small Business Edition), as an extended version PROF (Professional), or as a validatable CFR version. Operation is easy thanks to an intuitive user interface. And to round it all off, you can view the measurement data flexibly on various mobile end devices.



testo Saveris Ethernet probes


In addition to the wireless probes, probes can be used which can be directly connected to the Ethernet. This means that an existing LAN structure can be used, allowing the data transfer from probe to Base even over large distances.

Ordering data / Technical data

testo Saveris Base

testo Saveris Base,
radio frequency 2,4 GHz
Part no. 0572 0260

testo Saveris Base, radio frequency 2,4 GHz,
GSM module integrated (for SMS alarm)
Part no. 0572 0261



No mains units or aerials with magnetic base are contained in this ordering data.
Note on the radio frequencies: 2.4 GHz: non-EU countries

testo Saveris Base

Memory	40,000 values per channel (total max. 18,000,000 values)
Dimensions	225 x 150 x 49 mm
Weight	Approx. 1510 g
Protection class	IP42
Housing material	Diecast zinc / plastic
Radio frequency	2,4 GHz
Power supply (absolutely necessary)	6.3 V DC mains unit; alternatively via 24 V AC/DC plug-in/screw terminals, power consumption 4 W
Rech. batt.*	Li-ion battery (for data back-up and for emergency SMS if power supply fails)
Operating temperature	+5 to +45 °C
Storage temperature	-25 to +60 °C
Display	graphical display, 4 control keys
Interfaces	USB, radio, Ethernet
Connectable radio probe	max. 15 probes can be directly connected via wireless interface, max. 150 total via wireless / Router / Converter / Ethernet / Extender, max. 450 channels
Alarm relay	max. 1 A, max. 30 W, max. 60/25 V DC/AC, NC or NO contact
GSM module**	850 / 900 / 1800 / 1900 MHz not valid for Japan and South Korea
Set up	Table base and wall bracket included
Firmware version	2.X

*Wearing part
** According to R&TTE - EN 301 511 (900/1800)

Router and Converter

Part no.

testo Saveris Router V 1.0, 2.4 GHz, radio transmission medium	0572 0159	
testo Saveris Router V 2.0, 2.4 GHz, radio transmission medium	0572 0259	
testo Saveris Converter V 1.0, 2.4 GHz, converts the radio transmission medium to Ethernet	0572 0158	
testo Saveris Converter V 2.0, 2.4 GHz, converts the radio transmission medium to Ethernet	0572 0258	

No mains units are contained in this ordering data.

Technical data	testo Saveris Router V 1.0	testo Saveris Router V 2.0	testo Saveris Converter V 1.0	testo Saveris Converter V 2.0
Application	· for testo Saveris Base Firmware Version V 1.X	· for testo Saveris Base Firmware Version V 2.X	· for testo Saveris Base Firmware Version V 1.X · only for wireless probes Firmware Version 1.X	· for all testo Saveris Base Firmware versions · only for wireless probes with Firmware Version 2.X
Dimensions	Approx. 85 x 100 x 38 mm			
Weight	Approx. 180 g		Approx. 190 g	
Power supply	6.3 V DC mains unit; alternatively via 24 V AC/DC plug-in/screw terminals, power consumption < 0.5 W		6.3 V DC mains unit; alternatively via 24 V AC/DC plug-in/screw terminals, PoE, power consumption < 2 W	
Operating temperature	-20 to +50 °C			
Storage temperature	-40 to +60 °C			
Housing material	Plastic			
Protection class	IP54			
Interfaces	Radio		Radio, Ethernet	
Connectable radio probe	max. 5		max. 15	
Router cascading	no	yes	-	-
Wall bracket	included			

Radio probes

Version without display

Version without display	Part no.
testo Saveris T1 Radio probe with internal NTC, radio frequency 2.4 GHz, without display	0572 1250*
testo Saveris T2 Radio probe with external probe connection and internal NTC, door contact, radio frequency 2.4 GHz, without display	0572 1251*
testo Saveris T3 2-channel radio probe with 2 external TC probe connections (choice of TC characteristics), radio frequency 2.4 GHz, without display	0572 9252*
testo Saveris Pt Radio probe with 1 external Pt100 probe connection, radio frequency 2.4 GHz, without display	0572 7251*

Version with display

testo Saveris T1 D Radio probe with internal NTC, radio frequency 2.4 GHz, with display	0572 1260*
testo Saveris T2 D Radio probe with external probe connection and internal NTC, radio frequency 2.4 GHz, with display	0572 1261*
testo Saveris T3 D 2-channel radio probe with 2 external TC probe connections (choice of TC characteristics), radio frequency 2.4 GHz, with display	0572 9262*
testo Saveris Pt D Radio probe with 1 external Pt100 probe connection, radio frequency 2.4 GHz, with display	0572 7261*

The alkali manganese batteries AA (0515 0414) are included in these ordering data (Analog Coupler excluded). testo Saveris probes are delivered with a calibration protocol of the factory adjustment data. Calibration certificates must be ordered separately.

Technical data		testo Saveris T1	testo Saveris T2	testo Saveris T3		testo Saveris Pt
Internal sensor	Probe type	NTC	NTC	–		–
	Measuring range	-35 to +50 °C	-35 to +50 °C	–		–
	Accuracy	±0.4 °C (-25 to +50 °C) ±0.8 °C (remaining range)	±0.4 °C (-25 to +50 °C) ±0.8 °C (remaining range)	–		–
	Resolution	0.1 °C	0.1 °C	–		–
External probe	Probe type	–	NTC	TC type K	TC type J	Pt100
	Measuring range (Instrument)	–	-50 to +150 °C	-195 to +1350 °C -100 to +750 °C TC type T TC type S -200 to +400 °C 0 to +1760 °C		-200 to +600 °C
	Accuracy (Instrument)	–	±0.2 °C (-25 to +70 °C) ±0.4 °C (remaining range)	±0.5 °C or 0.5% of m.v.		at +25 °C ±0.1 °C (0 to +60 °C) ±0.2 °C (-100 to +200 °C) ±0.5 °C (remaining range)
	Resolution (Instrument)	–	0.1 °C	0.1 °C/TC type S 1 °C		0.01 °C
Connection		–	NTC via mini-DIN socket, door contact connection cable included in delivery (1.80 m)	2 TCs via TC socket, max. difference in potential 2 V		1 Pt100 via mini-DIN socket
Dimensions (housing):		80 x 85 x 38 mm				
Weight		Approx. 240 g				
Battery life (Type: 4 AA batteries)		Battery life at +25 °C, 3 years; for freezer applications, 3 years with L91 Photo lithium Energizer batteries				
Housing material		Plastic				
Protection class		IP68		IP54		IP68
Radio frequency		2,4 GHz				
Measuring rate		Standard 15 min, 1 min to 24 h can be set				
Memory		6,000 measurement values per channel				
Conformity with standards		DIN EN 12830		–		
Operating temperature		-35 to +50 °C		-20 to +50 °C		
Storage temperature		-40 to +55 °C (incl. batteries)				
Display (optional)		LCD, 2 lines; 7-segment with symbols				
Transmission distance		approx. 100 m w/o obstruction at frequency 2.4 GHz				
Wall bracket		included				

* The testo Saveris Converter V 2.0 (order no. 0572 0258) is required for integration of testo Saveris wireless probes into systems with Base Firmware V 1.X. For more information please contact our customer hotline or your Testo partner.

Radio probes

Version without display

Part no.

testo Saveris H3 Wireless probe with internal humidity sensor 3% RH, radio frequency 2.4 GHz, without display	0572 6250*	
testo Saveris U1 Wireless Analog Coupler with 1 current/voltage input, radio frequency 2.4 GHz, without display	0572 3250*	

Version with display

testo Saveris H2 D Wireless probe with external humidity sensor 2%RH, radio frequency 2.4 GHz, with display	0572 6262*	
testo Saveris H3 D Wireless probe with internal humidity sensor 3% RH, radio frequency 2.4 GHz, with display	0572 6260*	
testo Saveris H4 D Wireless probe with external humidity probe connection, radio frequency 2.4 GHz, with display	0572 6264*	

The alkali manganese batteries AA (0515 0414) are included in these ordering data (Analog Coupler excluded). testo Saveris probes are delivered with a calibration protocol of the factory adjustment data. Calibration certificates must be ordered separately.

Technical data		testo Saveris H2 D		testo Saveris H3 D		testo Saveris H4 D		testo Saveris U1
Internal sensor	Probe type	–		NTC	Humidity sensor	–		1 channel: current/voltage input
	Measuring range	–		-20 to +50 °C 0 to 100 %RH ¹⁾		–		2-wire: 4 to 20 mA, 4-wire: 0/4 to 20 mA, 0 to 1/5/10 V, load: max. 160 Ω at 24 V DC
	Accuracy	–		±0.5 °C	±3 %RH at +25 °C ±0,03 %RH/K ±1 digit	–		Current ±0.03 mA / 0.75 µA Voltage 0 to 1 V ±1.5 mV/39 µV Voltage 0 to 5 V ±7.5 mV / 0.17 mV Voltage 0 to 10 V ±15 mV / 0.34 mV ±0.02% of. m.v./K deviating from nominal temperature 22 °C
	Resolution	–		0.1 °C	0.1 °C / 0.1 °C td	–		–
External probe	Probe type	NTC	Humidity sensor	–		NTC	Humidity sensor	–
	Measuring range (Instrument)	-20 to +50 °C	0 to +100 %RH ¹⁾	–		-20 to +70 °C	0 to +100 %RH ¹⁾	–
	Accuracy (Instrument)	±0.5 °C	to 90 %RH: ±2 %RH at +25 °C > 90 %RH: ±3 %RH at +25 °C ±0,03 %RH/K ±1 digit	–		±0.2 °C	see probes	–
	Resolution (Instrument)	0,10.1 °C	0.1% / 0.1 °C td	–		0,10.1 °C	0.1% / 0.1 °C td	–
Connection		non-exchangeable stump probe		–		1 x external humidity probe mini DIN socket		2 or 4-wire current/ voltage output Service interface mini DIN for adjustment
Dimensions (housing):		85 x 100 x 38 mm		80 x 85 x 38 mm				Approx. 85 x 100 x 38 mm
Weight		Approx. 256 g		Approx. 245 g				Approx. 240 g
Battery life (Type: 4 AA batteries)		Battery life at +25 °C, 3 years; for freezer applications, 3 years with L91 Photo lithium Energizer batteries						Supply: Mains unit 6.3 V DC, 20 to 30 V DC max. 25 V AC
Housing material		Plastic						
Protection class		IP54		IP42		IP54		
Radio frequency		2,4 GHz						
Measuring rate		Standard 15 min, 1 min to 24 h can be set						
Memory		6,000 measurement values per channel						
Operating temperature		-20 to +50 °C						
Storage temperature		-40 to +55 °C (incl. batteries)						
Display (optional)		LCD, 2 lines; 7-segment with symbols						(no display)
Transmission distance		approx. 100 m w/o obstruction at frequency 2.4 GHz						
Wall bracket		included						

¹⁾ Not for condensing atmosphere. For continuous applications in high humidity (>80 %RH at ≤30 °C for >12 h, >60 %RH at >30 °C for >12h), please contact us via www.testo.com.

* The testo Saveris Converter V 2.0 (order no. 0572 0258) is required for integration of testo Saveris wireless probes into systems with Base Firmware V 1.X. For more information please contact our customer hotline or your Testo partner.

Ethernet probes

Version with display	Part no.	
testo Saveris T1 E Ethernet probe with 1 external probe connection NTC, with display	0572 1191	
testo Saveris T4 E 4-channel Ethernet probe with 4 external TC probe connections, with display	0572 9194	
testo Saveris Pt E Ethernet probe with external Pt100 probe connection, with display	0572 7191	

Mains units are not included in delivery. testo Saveris probes are delivered with a calibration protocol of the factory adjustment data. Calibration certificates must be ordered separately.

Technical data		testo Saveris T1 E	testo Saveris T4 E		testo Saveris Pt E
External probe	Probe type	NTC	TC type K	TC type J	Pt100
	Measuring range (Instrument)	-50 to +150 °C	-195 to +1350 °C	-100 to +750 °C	-200 to +600 °C
			TC type T	TC type S	
			-200 to +400 °C	0 to +1760 °C	
	Accuracy (Instrument)	±0.2 °C (-25 to +70 °C) ±0.4 °C (remaining range)	±0.5 °C or 0.5% of m.v.		at +25 °C ±0.1 °C (0 to +60 °C) ±0.2 °C (-100 to +200 °C) ±0.5 °C (remaining range)
Resolution (Instrument)	0.1 °C	0.1 °C / TC type S 1 °C		0.01 °C	
Connection		1 x NTC via mini DIN socket	4 TCs via TC socket, max. difference in potential 50 V		1 Pt100 via mini-DIN socket
		Mini-DIN service interface for adjustment is accessible externally			
Dimensions (housing):		Approx. 85 x 100 x 38 mm			
Weight		Approx. 220 g			
Power		6.3 V DC mains unit; alternatively via 24 V AC/DC plug-in/screw terminals, PoE			
Buffer battery		Li-ion (wearing part)			
Housing material		Plastic			
Protection class		IP54			
Measuring rate		2 s to 24 h			
Memory		6,000 measurement values per channel			
Operating temperature		+5 to +45 °C			
Storage temperature		-25 to +60 °C			
Power consumption		PoE Class 0 (typical ≤ 3 W)			
Display		LCD, 2 lines; 7-segment with symbols			
Wall bracket		included			

Ethernet probes

Version without display

Part no.

testo Saveris U1 E Ethernet analog coupler with 1 current/voltage input, without display	0572 3190	
---	-----------	--

Version with display

testo Saveris H1 E Ethernet probe 1 %RH, with display	0572 6191	
testo Saveris H2 E Ethernet probe 2 %RH, with display	0572 6192	
testo Saveris H4 E Ethernet probe with external humidity probe connection, with display	0572 6194	

Mains units are not included in delivery. testo Saveris probes are delivered with a calibration protocol of the factory adjustment data. Calibration certificates must be ordered separately.







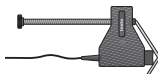

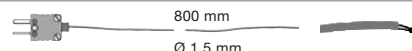


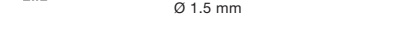

Technical data		testo Saveris H1 E		testo Saveris H2 E		testo Saveris H4 E		testo Saveris U1 E
Internal sensor	Probe type	–		–		–		1 channel: current/voltage
	Measuring range	–		–		–		2-wire: 4 to 20 mA, 4-wire: 0/4 to 20 mA, 0 to 1/5/10V, load: max. 160 Ω at 24 V DC
	Accuracy	–		–		–		Current ±0,03 mA / 0,75 µA Voltage 0 to 1 V ±1.5 mV / 39 µV Voltage 0 to 5 V ±7.5 mV / 0.17 mV Voltage 0 to 10 V ±15 mV / 0.34 mV ±0.02% of. m.v./K deviating from nominal temperature 22 °C
External probe	Probe type	NTC	Humidity sensor	NTC	Humidity sensor	NTC	Humidity sensor	–
	Measuring range (Instrument)	-20 to +70 °C	0 to 100 %RH ¹⁾	-20 to +70 °C	0 to 100 %RH ¹⁾	-20 to +70 °C	0 to 100 %RH ¹⁾	–
	Accuracy (Instrument)	±0.2 °C (0 to +30 °C) ±0.5 °C (remaining range)	to 90 %RH: ±1 %RH +0,7 % of m.v. at +25 °C > 90 %RH: ±1,4 %RH +0,7 % of m.v. ±0,03 %RH/K ± 1 digit	±0.5 °C	to 90 %RH: ±2 %RH at +25 °C > 90 %RH: ±3 %RH at +25 °C ±0,03 %RH/K ± 1 digit	±0.2 °C	see external probes	–
	Resolution (Instrument)	0.1 °C	0.1% / 0.1 °C td	0.1 °C	0.1% / 0.1 °C td	0.1 °C	0.1% / 0.1 °C td	–
Connection		–				1 x external Ethernet humidity probe mini DIN socket		1 x 2- or 4-wire current/voltage
		Mini-DIN service interface is accessible externally						
Dimensions (housing):		Approx. 85 x 100 x 38 mm						
Weight		Approx. 230 g				Approx. 254 g		Approx. 240 g
Power		6.3 V DC mains unit; alternatively via 24 V AC/DC plug-in/screw terminals, PoE						
Buffer battery		Li-ion (wearing part)						
Housing material		Plastic						
Protection class		IP54						
Measuring rate		2 s to 24 h						
Memory		6,000 measurement values per channel						
Operating temperature		+5 to +45 °C						
Storage temperature		-25 to +60 °C						
Power consumption		PoE Class 0 (typical ≤ 3 W)						
Display		LCD, 2 lines; 7-segment with symbols						no display
Wall bracket		included						

¹⁾ Not for condensing atmosphere. For continuous applications in high humidity (>80 %RH at ≤30 °C for >12 h, >60 %RH at >30 °C for >12h), please contact us via www.testo.com.

Sintered caps for testo Saveris H1 E, H2 E and H2 D probes

Metal protection cage, Ø 12 mm for humidity probes, for measurement in flow velocities of less than 10 m/s	0554 0755	
Stainless steel sintered filter, pore size 100 µm, probe protection in dusty atmospheres or higher flow velocities, for measurements at higher flow velocities or in contaminated air	0554 0641	
Cap with wire mesh filter, Ø 12 mm	0554 0757	
Sintered PTFE filter, Ø 12 mm, for corrosive media, High humidity range (long-term measurements), high flow velocities.	0554 0756	
Testo saline pots for testing and humidity calibration of humidity sensors, 11.3 %RH and 75.3 %RH, incl. adapter for humidity probes, fast testing or calibration of humidity probe	0554 0660	


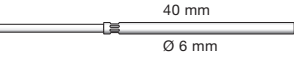



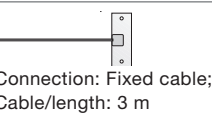

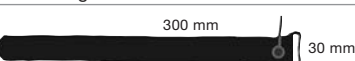
External temperature and humidity probes

Probe type	Dimensions Probe shaft/probe shaft tip	Measuring range	Accuracy	t ₉₉	Part no.
Pt100					
<ul style="list-style-type: none"> Robust, Pt100 stainless steel food probe (IP65) 	 <p>125 mm Ø 4 mm</p> <p>15 mm Ø 3 mm</p> <p>Connection: Fixed cable</p>	-50 to +400 °C	Class A (-50 to +300 °C), Class B (remaining range)	10 s	0609 2272
<ul style="list-style-type: none"> Penetration probe Pt100 with ribbon cable, cable length 2 m, IP 54 	 <p>60 mm Ø 5 mm</p> <p>30 mm Ø 3.6 mm</p>	-85 to +150 °C	Class A	35 s	0572 7001
Connection cable for unlimited Pt100 stationary probes (4-wire technology), Cable length: 3 m possible max. cable length: 20 m					0554 0213
TC					
<ul style="list-style-type: none"> Stationary probe with stainless steel sleeve, TC Type K 	 <p>40 mm Ø 6 mm</p> <p>Connection: Fixed cable 1.9 m</p>	-50 to +205 °C	Class 2*	20 s	0628 7533
<ul style="list-style-type: none"> Penetration probe TC with ribbon cable, Type K, cable length 2 m, IP 54 	 <p>60 mm Ø 5 mm</p> <p>30 mm Ø 3.6 mm</p>	-40 to +220 °C	Class 1	7 s	0572 9001
Magnetic probe, adhesive force approx. 20 N, with magnets, for measurements on metal surfaces, TC Type K	 <p>35 mm Ø 20 mm</p> <p>Connection: Fixed cable</p>	-50 to +170 °C	Class 2*	150 s	0602 4792
Magnetic probe, adhesive force approx. 10 N, with magnets, for higher temp., for measurements on metal surfaces, TC Type K	 <p>75 mm Ø 21 mm</p> <p>Connection: Fixed cable 1.6 m</p>	-50 to +400 °C	Class 2*		0602 4892
Pipe wrap probe for pipe diameter 5 to 65 mm, with exchangeable measuring head. Meas. range short-term up to +280 °C, TC Type K	 <p>Connection: Fixed cable 1.2 m</p>	-60 to +130 °C	Class 2*	5 s	0602 4592
Pipe wrap probe with velcro strip; for temperature measurement on pipes with diameter up to max. 120 mm; Tmax. +120 °C; TC Type K	 <p>395 mm 20 mm</p> <p>Connection: Fixed cable 1.5 m</p>	-50 to +120 °C	Class 1*	90 s	0628 0020
Thermocouple with TC adapter, flexible, 800 mm long, fibre glass, TC Type K	 <p>800 mm Ø 1.5 mm</p>	-50 to +400 °C	Class 2*	5 s	0602 0644
Thermocouple with TC adapter, flexible, length 1500 mm, fibreglass, TC Type K	 <p>1500 mm Ø 1.5 mm</p>	-50 to +400 °C	Class 2*	5 s	0602 0645
Thermocouple with TC adapter, flexible, 1500 mm long, PTFE, TC Type K	 <p>1500 mm Ø 1.5 mm</p>	-50 to +250 °C	Class 2*	5 s	0602 0646
Immersion tip, flexible, TC Type K	 <p>500 mm Ø 1.5 mm</p>	-200 to +1000 °C	Class 1*	5 s	0602 5792
Immersion measurement tip, flexible, for measurements in air/exhaust gases (not suitable for measurements in smelters), TC Type K	 <p>1000 mm Ø 3 mm</p>	-200 to +1300 °C	Class 1*	4 s	0602 5693



◆ The specified accuracy class of the testo Saveris radio and Ethernet probe is achieved using these external probes.

*According to standard EN 60584-2, the accuracy of Class 1 refers to -40 to +1000 °C (Type K), Class 2 to -40 to +1200 °C (Type K), Class 3 to -200 to +40 °C (Type K).

External temperature and humidity probes

Probe type	Dimensions Probe shaft/probe shaft tip	Measuring range	Accuracy	t ₉₉	Part no.
NTC					
◆ Stub probe, IP 54	 35 mm Ø 3 mm	-20 to +70 °C	±0.2 °C (-20 to +40 °C) ±0.4 °C (+40.1 to +70 °C)	15 s	0628 7510
◆ Stationary probe with aluminium sleeve, IP 65	 40 mm Ø 6 mm Connection: Fixed cable; Cable/length: 2.4 m	-30 to +90 °C	±0.2 °C (0 to +70 °C) ±0.5 °C (remaining range)	190 s	0628 7503*
◆ Accurate immersion/penetration probe, 6m cable, IP 67	 40 mm Ø 3 mm Connection: Fixed cable; Cable/length: 6 m	-35 to +80 °C	±0.2 °C (-25 to +74.9 °C) ±0.4 °C (remaining range)	5 s	0610 1725*
◆ Accurate immersion/penetration probe, cable: 1.5 m long, IP 67	 40 mm Ø 3 mm Connection: Fixed cable; Cable/length: 1.5 m	-35 to +80 °C	±0.2 °C (-25 to +74.9 °C) ±0.4 °C (remaining range)	5 s	0628 0006*
◆ Penetration probe NTC with ribbon cable, cable length 2 m, IP 54	 60 mm Ø 5 mm 30 mm Ø 3.6 mm	-40 to +125 °C	±0.5 % of m.v. (+100 to +125 °C) ±0.2 °C (-25 to +80 °C) ±0.4 °C (remaining range)	8 s	0572 1001
Wall surface temperature probe, e.g. to prove damage in building material	 Connection: Fixed cable; Cable/length: 3 m	-50 to +80 °C	±0.2 °C (0 to +70 °C)	20 s	0628 7507
◆ Stainless steel NTC food probe (IP65) with PUR cable	 125 mm Ø 4 mm 15 mm Ø 3 mm Connection: Fixed cable; Cable/length: 1.6 m	-50 to +150 °C ²⁾	±0.5 % of m.v. (+100 to +150 °C) ±0.2 °C (-25 to +74.9 °C) ±0.4 °C (remaining range)	8 s	0613 2211*
Pipe wrap probe with Velcro for pipe diameter to max. 75 mm, Tmax. +75 °C, NTC	 300 mm 30 mm Connection: Fixed cable; Cable/length: 1.5 m	-50 to +70 °C	±0.2 °C (-25 to +70 °C) ±0.4 °C (-50 to -25.1 °C)		0613 4611

The standard temperature probes from the Testo range can be individually tailored to your application. For more information please contact your Testo partner.

Probe type	Dimensions Probe shaft/probe shaft tip	Measuring range	Accuracy	Part no.
%RH				
◆ Humidity/temperature probe 12 mm	 Ø 12 mm	-20 to +70 °C 0 to 100 %RH	±0,3 °C ±2 %RH at +25 °C (2 to 98 %RH) ±0,03 %RH/K ± 1 digit	0572 6172
Humidity/temperature probe 4 mm	 Ø 4 mm	0 to +40 °C 0 to 100 %RH	±0,3 °C ±2 %RH at +25 °C (2 to 98 %RH) ±0,08 %RH/K ± 1 digit	0572 6174

◆ The specified accuracy class of the testo Saveris radio and Ethernet probe is achieved using these external probes.

* Probe tested to EN 12830 for suitability in the transport and storage sectors

2) Long-term measurement range +125 °C, short-term +150 °C or +140 °C (2 minutes)

Accessories

Power supply	Part no.	
Battery for radio probe (4 AA alkali manganese mignon batteries)	0515 0414	
Battery for radio probe for use below -10 °C (4 Energizer L91 Photo lithium)	0515 0572	
Li-ion rechargeable battery for testo Saveris Base, Ethernet probe and testo Saveris Analog Coupler U1E	0515 5021	
Mains unit international 100-240 V AC / 6.3 V DC for mains operation or battery charging in instrument	0554 1096	
Power supply (top-hat rail mounting) 90 to 264 VAC / 24 VDC (2.5 A)	0554 1749	
Power supply (desktop) 110 to 240 VAC / 24 VDC (350 mA)	0554 1748	
Other features		
Magnetic foot aerial (dualband) with 3 m cable, for Base with GSM module (not suitable for USA, Canada, Chile, Argentina, Mexico)	0554 0524	
Magnetic foot aerial (quadband) for Base with GSM module	0554 0525	
Alarm module (visual + acoustic), can be connected to Base alarm relay, Ø 70 x 164 mm, 24 V AC/DC / 320 mA, perm. light: red, perm. tone: buzzer approx. 2.4 kHz (Mains unit 0554 1749 required)	0572 9999	ID-Nr. 0699 6111/1
testo Saveris protective housing for protection from high-pressure cleaning and impact, IP 69 K suitable for wireless probes T1 / T1D / T2 / T2D / Pt / PtD / H4D	0572 0200	
Programming adapter (from Mini-DIN to USB) for Base, Ethernet probe, Converter and Extender for configuring IP addresses as well as for the adjustment of testo Saveris probes via testo Saveris adjustment software	0440 6723	
Software		
testo Saveris SBE software licence 1 user	0572 0180	
testo Saveris PROF software licence 1-5 users incl. Web Access	0572 0181	
testo Saveris PROF software licence 1-5 users Classic	0572 0192	
testo Saveris PROF software licence +1 user (only in connection with the testo Saveris PROF software (order no. 0572 0181 or 0572 0192))	0572 0190	
testo Saveris PROF software licence + unlimited number of users (only in connection with the testo Saveris PROF software (order no. 0572 0181 or 0572 0192))	0572 9999	
testo Saveris CFR software licence 1-5 users incl. Web Access	0572 0182	
testo Saveris CFR software licence +1 user (only in connection with the testo Saveris CFR software (order no. 0572 0182))	0572 0193	
testo Saveris CFR software licence + unlimited number of users (only in connection with the testo Saveris CFR software (order no. 0572 0182))	0572 9999	
testo Saveris Web Access	0572 0001	
testo Saveris adjustment software incl. connection cable to wireless and Ethernet probes	0572 0183	
Calibration Certificates		
ISO calibration certificate/temperature; Temperature probes; calibration points -8 °C; 0 °C; +40 °C per channel/instrument (suitable for testo Saveris T1/T2)	0520 0171	
ISO calibration certificate/temperature; Temperature probes; calibration points -18 °C; 0 °C; +60 °C; per channel/instrument (not suitable for testo Saveris T1/T2)	0520 0151	
DAkkS calibration certificate temperature; Temperature probes; calibration points -20 °C; 0 °C; +60 °C; per channel/instrument (not suitable for testo Saveris T1/T2)	0520 0261	
ISO calibration certificate humidity; Humidity probe, calibration points 11.3 %RH and 75.3 %RH at +25 °C/+77 °F; per channel/instrument	0520 0076	
DAkkS calibration certificate humidity; Humidity probe, calibration points 11.3 %RH and 75.3 %RH at +25 °C; per channel/instrument	0520 0246	

Testo India Pvt Ltd

Head Office:

Plot No. 23, Sindh Society, Baner Road,
Aundh, Pune - 411007, Maharashtra, India
Tel: +91 20 6560 0203 | Fax: +91 20 2585 0080
Email: info@testoindia.com | Web: www.testo.in

Regional Offices / Representatives:

Ahmedabad | Baroda | Bengaluru | Chandigarh | Chennai | Guwahati
Hyderabad | Indore | Kolkata | Mumbai | New Delhi | Raipur

Authorized Channel Partner